

## AC-Midsize umbrella FARE®-Sound 7799



### Safety and operation

Operating manual	
Original	EN
Issue	1.2022

FARE – Guenther Fassbender GmbH  
Stursberg II 12  
D-42899 Remscheid

Tel +49 (0) 2191 60915-0  
Fax +49 (0) 2191 60915-20  
Web fare.de  
E-mail info@fare.de

## 1 Safety

Please read the safety advice and these instructions before using the umbrella.  
In this way, you will avoid injury or damage to yourself or other

persons.

### Unpacking

#### Packaging material is not a toy

Dispose of plastic bags and other packaging material properly immediately after unpacking.

*Children, persons with disabilities or animals cannot assess the risks posed by packaging material and may be injured or killed while playing.*

#### Keep the instructions in a safe place

These instructions belong to the umbrella. Keep this manual for future reference, so that you or other persons can access the information on safety and operation.

*Missing information can lead to accidents.*

#### Proper use

The umbrella is designed to guard against precipitation. Any other use, even in extreme weather situations, is not permitted.

*Use for other purposes may result in injuries.*

### Opening

#### Check for damage

Check the umbrella for damage before opening. If you notice any damage, do not open the umbrella.

*A damaged umbrella can injure you when opening it.*

#### Only proficient persons

Only allow proficient persons to open or close the umbrella.

*Inexperienced persons, persons with disabilities, or small children can injure themselves or other persons when opening or closing.*

#### Music or sounds when opening

When opening or pressing the ON/OFF button, the handle of the umbrella plays sounds or music.

*You, other people or animals may be disturbed or their perception of the environment may be impaired.*

#### Pay attention to your surroundings

Pay attention to your surroundings when opening. When the umbrella opens automatically, you need free space around you.

*You, other persons or animals may be injured when the device is opened out.*

### Closing

#### Secure the umbrella with the closing strap

Secure the umbrella with the closing strap after closing. This prevents accidental opening of the umbrella.

*An umbrella opening unexpectedly can cause injuries.*

### Storage

#### Choose a safe place

Choose a safe place for storage that is not accessible to persons with disabilities or children.

*Playing with the umbrella can cause injury to persons.*

### Disposal

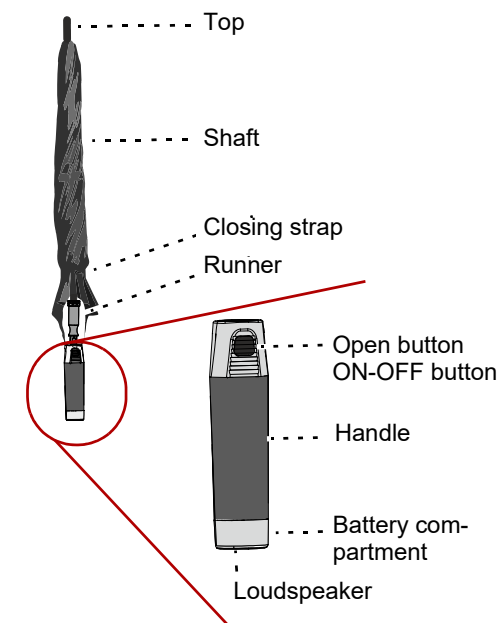
#### Do not dismantle the umbrella

Do not dismantle the umbrella before disposal.

*You may be injured on sharp edges or pointed parts.*

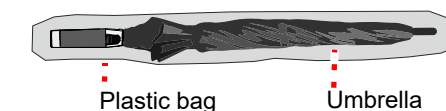
## 2 In advance

Get to know your new umbrella here.

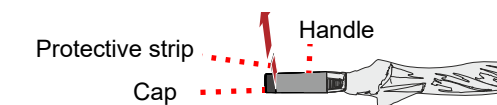


## 3 Unpacking

After unpacking, please dispose of the packing material properly. Observe the regulations for disposal for your local area.



- Remove the plastic bag

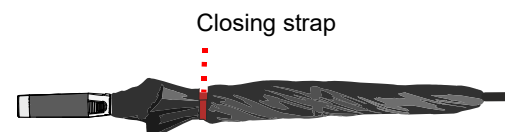


- Slightly loosen the cap onto the handle and remove the protective strip
- Screw the cap onto the handle again



# 4 Opening

You can open the umbrella at the push of a button.



- Open the closing strap



- Point the umbrella away from you and press the open button. The umbrella opens and a sound or music plays.

# 5 Closing

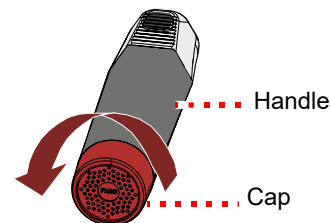
You can close the umbrella mechanically.



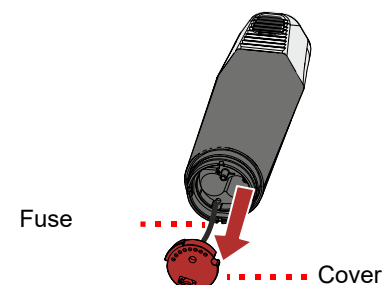
- Hold the umbrella by the handle with one hand and pull the runner down with the other hand
- Secure the umbrella with the closing strap

# 6 Batteries

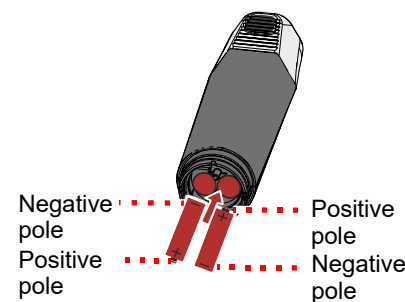
Change drained batteries. Remove the batteries from the handle if you do not use the umbrella for a long time.



- Unscrew the cap on the handle



- Remove the cover and release. The cover is held by a safety catch.
- Remove drained batteries



- Insert 2 micro-batteries (AAA) 1.5 V. Pay attention to the positive pole and negative pole
- Reinsert the cover
- Screw the cap onto the handle again

# 7 Storage

You should keep the umbrella dry and in a safe place.

## Tips

- Leave a wet umbrella open to dry.
- For safely storing close the dry umbrella and secure it with closing strap.

# 8 Care

The umbrella requires little care.

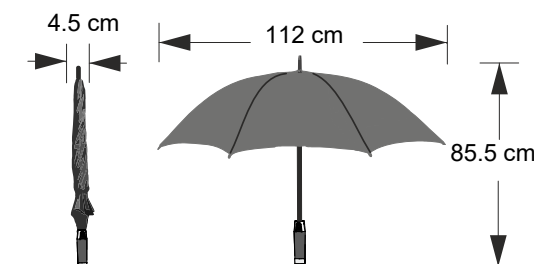
## Tips

- You can use a damp cloth for the cover. Do not use any cleaning product, otherwise the cover will become permeable to water.
- A dry, soft cloth is suitable for the shaft and handle.

# 9 Technical specifications

The umbrella is equipped with a loudspeaker through which sounds or music can be played.

Batteries	2x micro AAA 1.5 V
Protection class	IP X4 Chemical system: Zinc-Manganese dioxide (Zn/MnO <sub>2</sub> )



# 10 Disposal

When the umbrella has served its time, you can dispose of it like a small electrical appliance. Find out about the regulations applicable to your local area at the time of disposal.



Do not dispose of batteries and umbrella in the household waste.

## Tips

- Completely discharged batteries can be disposed of either via retailers or municipal collection points.
- You can put the umbrella into the collection for electrical and electronic equipment.

## CE mark

For your safety, we have produced the umbrella according to the relevant EU guidelines. The umbrella displays the CE mark.

AC-Midsize umbrella FARE®-Sound 7799



- RoHS directive 2011/65/EU
- EMC directive 2014/30/EU

Assorted samples of harmonized standards:

- EN 55032:2015
- EN 55035:2017
- EN 62321:2009