

AC Midsize Umbrella FARE®-Skylight 7749



Safety and operation

Operating manual	
Original	EN
Issue	1.2022

FARE – Guenther Fassbender GmbH
Stursberg II 12
D-42899 Remscheid

Tel +49 (0) 2191 60915-0
Fax +49 (0) 2191 60915-20
Web fare.de
E-mail info@fare.de



1 Safety

Please read the safety advice and these instructions before using the umbrella.
In this way, you will avoid injury or damage to yourself or other persons.

Unpacking

Packaging material is not a toy

Dispose of plastic bags and other packaging material properly immediately after unpacking.

Children, persons with disabilities or animals cannot assess the risks posed by packaging material and may be injured or killed while playing.

Keep the instructions in a safe place

These instructions belong to the umbrella. Keep this manual for future reference, so that you or other persons can access the information on safety and operation.

Missing information can lead to accidents.

Proper use

The umbrella is designed to guard against precipitation. Any other use, even in extreme weather situations, is not permitted. *Use for other purposes may result in injuries.*

Opening

Check for damage

Check the umbrella for damage before opening. If you notice any damage, do not open the umbrella.

A damaged umbrella can injure you when opening it.

Only proficient persons

Only allow proficient persons to open or close the umbrella.

Inexperienced persons, persons with disabilities, or small children can injure themselves or other persons when opening or closing.

Light when opening

When the umbrella is opened or the ON-OFF button is pressed, an LED light goes on.

You, other people or animals may be disturbed or their perception of the environment may be impaired.

Pay attention to your surroundings

Pay attention to your surroundings when opening. When the umbrella opens automatically, you need free space around you. *You, other persons or animals may be injured when the device is opened out.*

Closing

Secure the umbrella with the closing strap

Secure the umbrella with the closing strap after closing. This prevents accidental opening of the umbrella.

An umbrella opening unexpectedly can cause injuries.

Storage

Choose a safe place

Choose a safe place for storage that is not accessible to persons with disabilities or children.

Playing with the umbrella can cause injury to persons.

Disposal

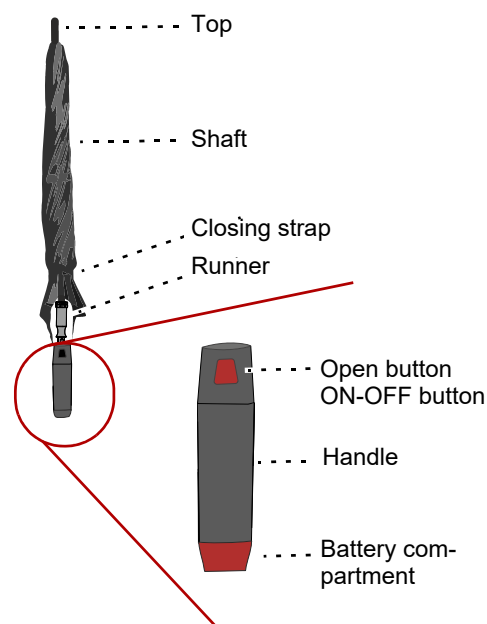
Do not dismantle the umbrella

Do not dismantle the umbrella before disposal.

You may be injured on sharp edges or pointed parts.

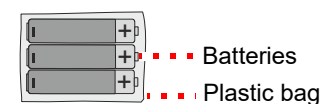
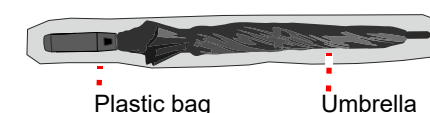
2 In advance

Get to know your new umbrella here.



3 Unpacking

After unpacking, please dispose of the packing material properly. Observe the regulations for waste disposal in your area.

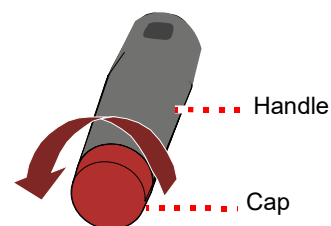


► Remove the plastic bag

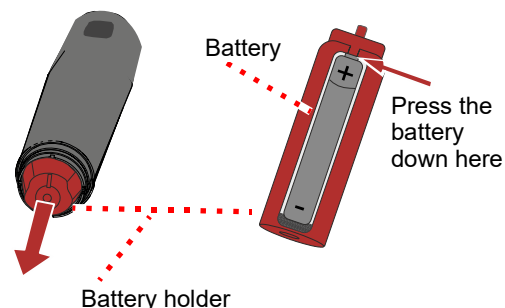


4 Batteries

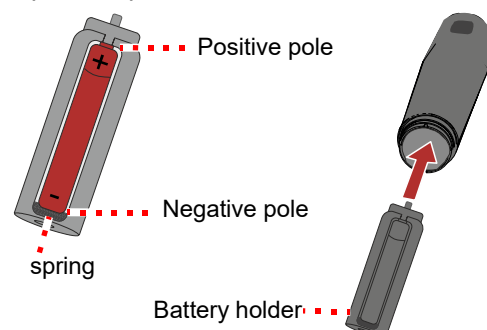
Install the batteries provided. Change drained batteries. Remove the batteries from the handle if you do not use the umbrella for a long time.



- ▶ Remove the cap from the handle



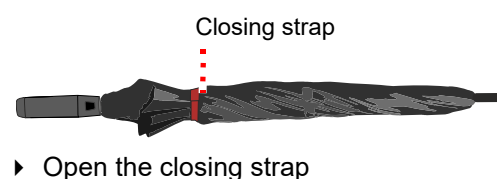
- ▶ Remove the battery holder
- ▶ If there are batteries in the battery holder: Press the batteries down at the positive pole and remove used batteries.



- ▶ Insert 3 micro-batteries (AAA) 1.5 V. Pay attention to positive and negative poles
- ▶ Reinsert the battery holder
- ▶ Fit and tighten the cap on the handle

5 Opening

You can open the umbrella at the push of a button.



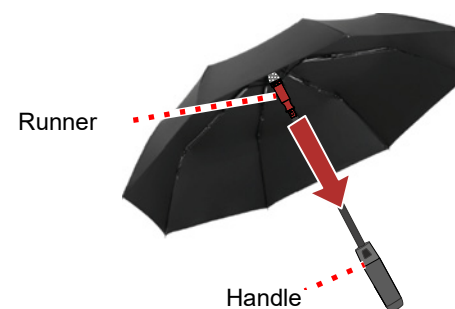
- ▶ Open the closing strap



- ▶ Point the umbrella away from you and press the open button. The umbrella opens and the LED light goes on.
- ▶ Switch off the LED: Press the ON-OFF button

6 Closing

You can close the umbrella mechanically.



- ▶ Hold the umbrella by the handle with one hand and pull the runner down with the other hand
- ▶ Secure the umbrella with the closing strap

7 Storage

You should keep the umbrella dry and in a safe place.

Tips

- Leave a wet umbrella open to dry.
- For safely storing close the dry umbrella and secure it with closing strap.

8 Care

The umbrella requires little care.

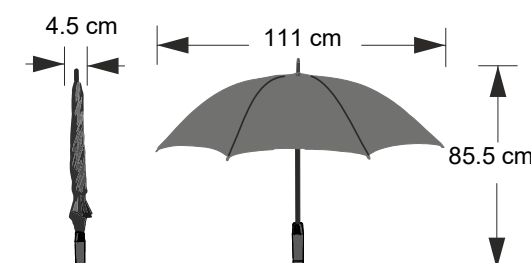
Tips

- You can use a damp cloth for the cover. Do not use any cleaning product, otherwise the cover will become permeable to water.
- A dry, soft cloth is suitable for the shaft and handle.

9 Technical specifications

The umbrella is equipped with an LED light inside the umbrella beneath the covering.

Batteries	3x Micro AAA 1.5 V Chemical system: Zinc-Manganese dioxide (ZN/MnO ₂)
Protection class	IP X4



10 Disposal

When the umbrella has served its time, you can dispose of it like an electrical appliance. Find out about the regulations applicable to your local area at the time of disposal.



Do not dispose of batteries and umbrella in the household waste.

Tips

- Completely discharged batteries can be disposed of either via retailers or municipal collection points.
- You can put the umbrella into the collection for electrical and electronic equipment.

CE mark

For your safety, we manufactured this umbrella in accordance with the respective EU guidelines. The umbrella displays the CE mark.

AC Midsize umbrella

FARE®-Skylight 7749

- RoHS directive 2011/65/EU
- EMC directive 2014/30/EU

Assorted samples of harmonized standards:

- EN 55015:2020
- EN 61547:2019
- EN 62321:2018
- EN 62471:2009